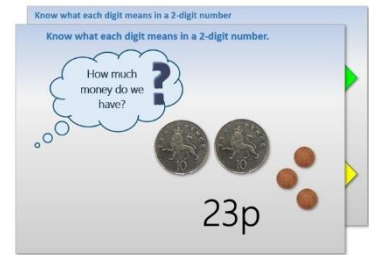


Year 1: Week 1, Day 5


Make and compare 2-digit numbers

Each day covers one maths topic. It should take you about 1 hour or just a little more.

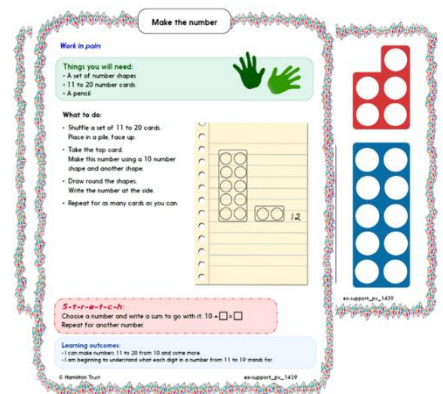
- Start by reading through the **Learning Reminders**. They come from our *PowerPoint* slides.



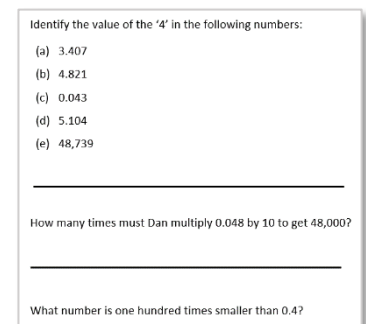
- Tackle the questions on the **Practice Sheet**. There might be a choice of either **Mild** (easier) or **Hot** (harder)! Check the answers.



- Finding it tricky? That's OK... have a go with a grown-up at **A Bit Stuck?**

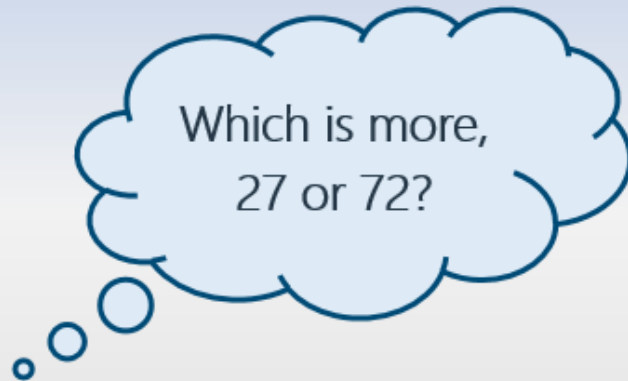


- Have I mastered the topic? A few questions to **Check your understanding**. Fold the page to hide the answers!



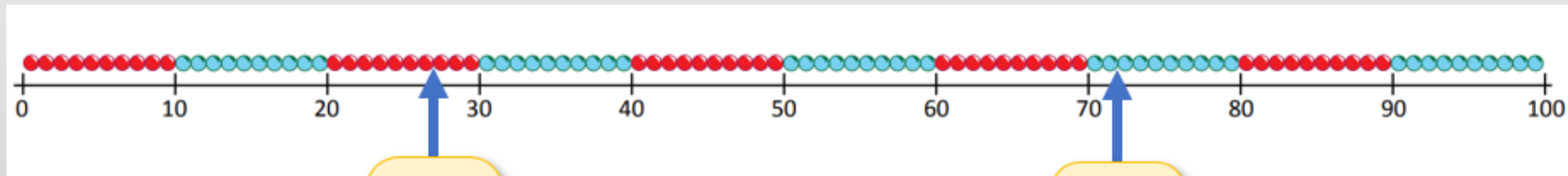
Learning Reminders

Compare two numbers less than 100, say which is more or less.



27

72



27

72

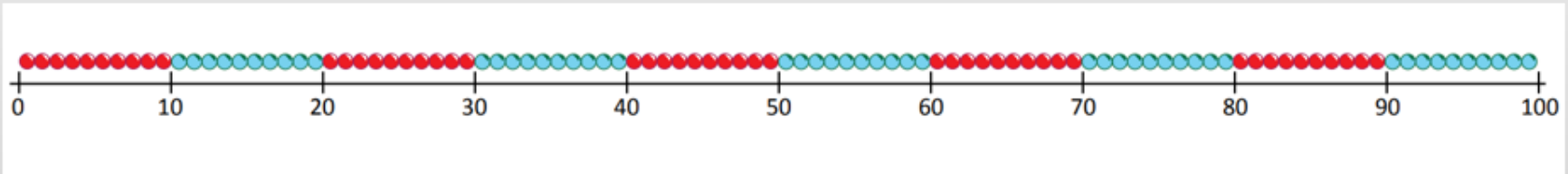
'70-something' is going to be more than '20-something' because its 10s digit is greater.

Learning Reminders

Compare two numbers less than 100, say which is more or less.

Which is more,
95 or 59?

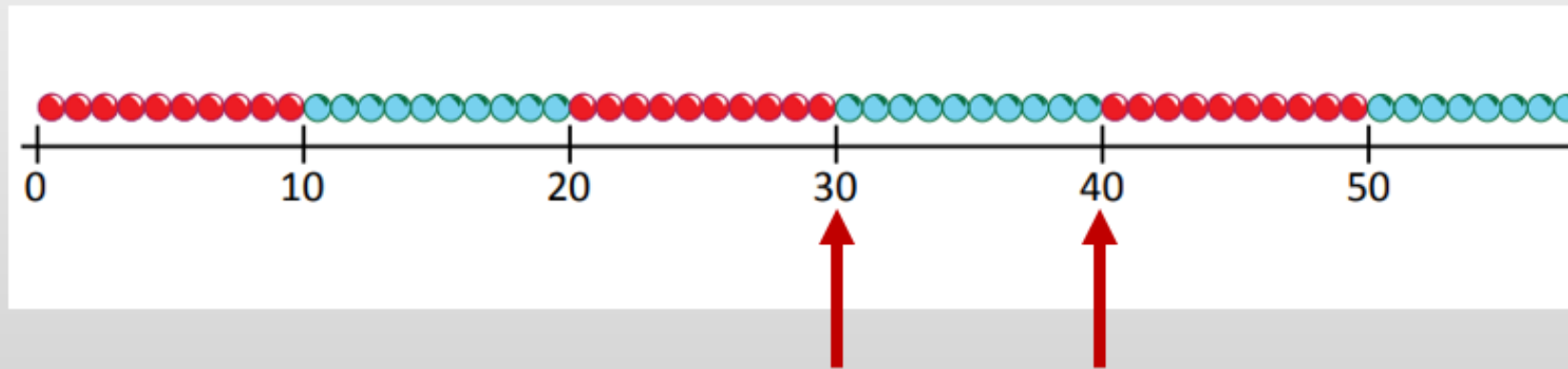
Place them on the number
line and look at the 10s digits
to check...



Learning Reminders

Compare two numbers less than 100, say which is more or less.

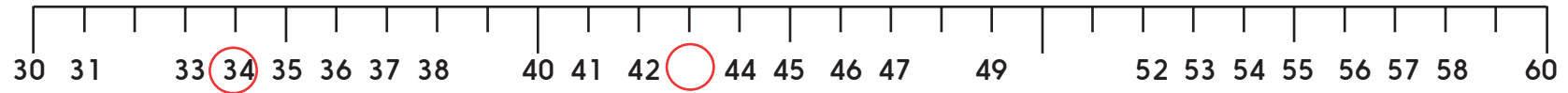
Finish this list of numbers **between** 30 and 40:
31, 32, ...



Practice Sheet Mild

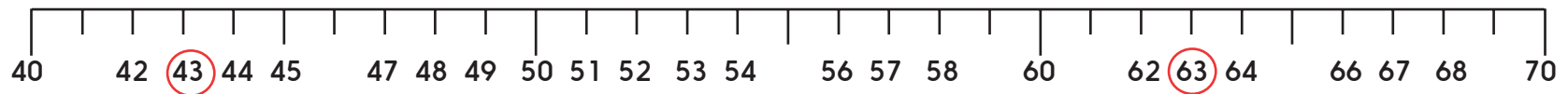
Missing numbers

1.



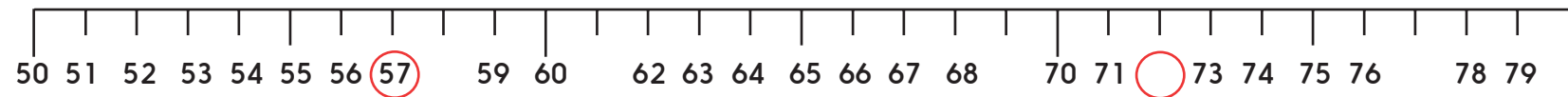
Bigger number: _____

2.



Bigger number: _____

3.



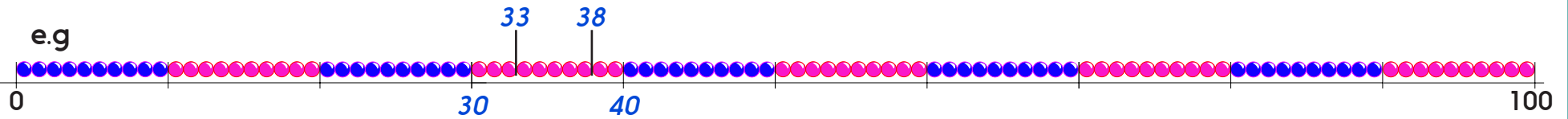
Bigger number: _____

Practice Sheet Hot

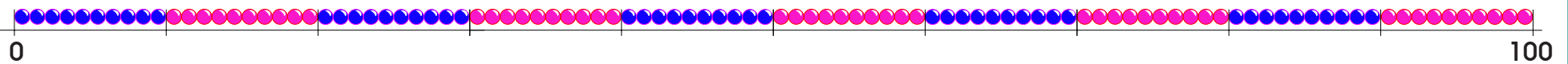
In between numbers

Find the two numbers on each beaded line. Write them in the correct place.
Mark two numbers between them.

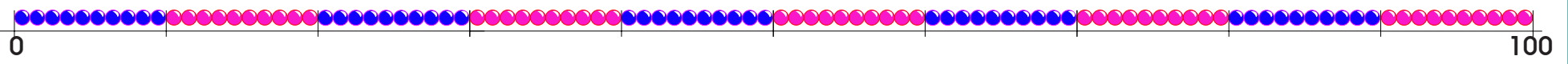
e.g



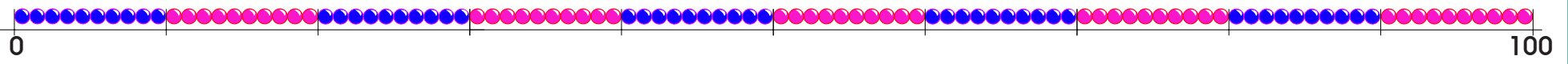
30 and 40.



60 and 70.



80 and 90.



40 and 50.

Extra Practice Sheet for All


Making numbers

Look at the numbers on the cards.

Can you make 3 different 2-digit numbers using the cards?


Circle the biggest number you have made.

1.




--	--	--

2.




--	--	--

3.




--	--	--

4.




--	--	--

5.



--	--	--


6.



--	--	--


Challenge

1. Using these cards make 2 numbers that are less than 60 but more than 50.



--	--

2. Using these cards make 2 numbers that are less than 85 but more than 65

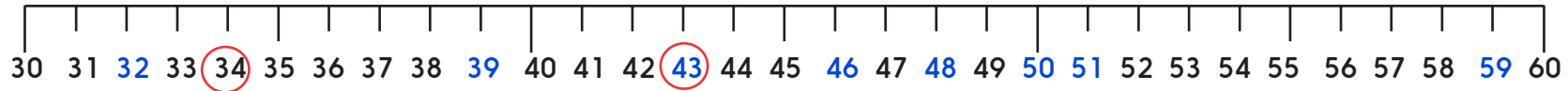


--	--

Practice Sheets Answers

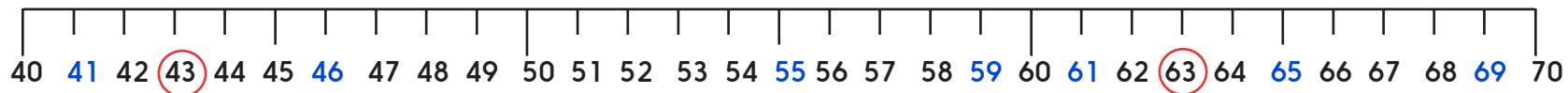
Missing numbers (mild)

1.



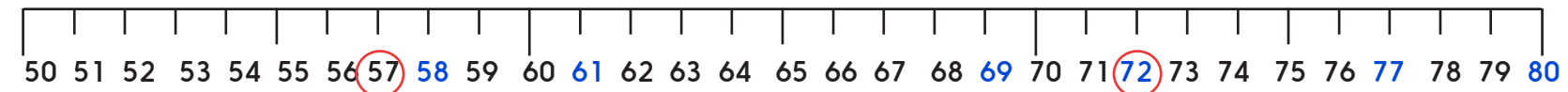
Bigger number 43

2.



Bigger number 63

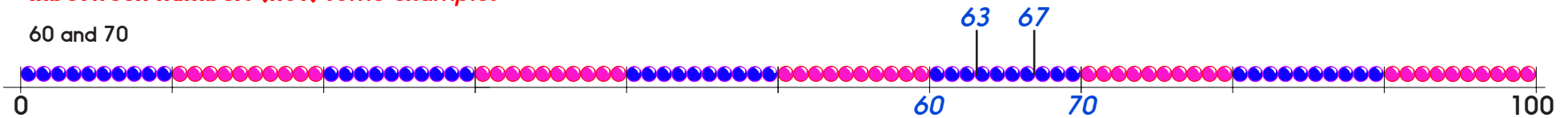
3.



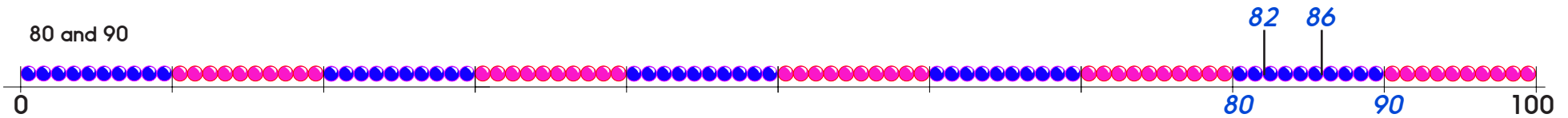
Bigger number 72

Inbetween numbers (hot) some examples

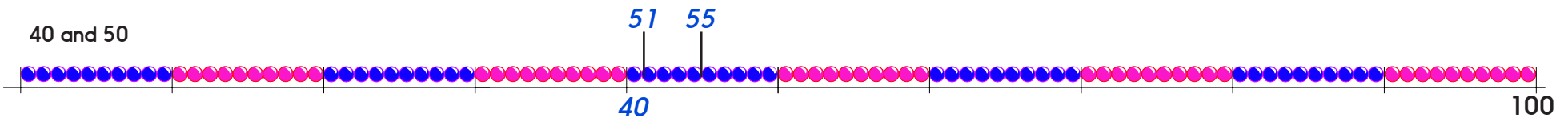
60 and 70



80 and 90



40 and 50



Practice Sheets Answers Continued


Making numbers (Extra practice for all)

Children's answers should be two including the biggest number from the following:

1. 234 243 342 324 423 **432**
2. 157 175 517 571 715 **751**
3. 486 468 846 **864** 648 684
4. 258 285 528 582 825 **852**
5. 567 576 657 675 756 **765**
6. **962** 926 692 629 296 269

Challenge

1. Using these cards make 2 numbers that are less than 60 but more than 50.



e.g. 58, 56, 54, 51

2. Using these cards make 2 numbers that are less than 85 but more than 65




e.g. 72, 79, 79, 82

A Bit Stuck? Beady numbers

Work in pairs

Things you will need:

- 11-20 number cards
- 0-20 beaded line
- Counters (or similar)



What to do:

- Shuffle a set of 11 to 20 cards. Place in a pile, face up.
- Each person takes a card. Show that number on your beaded line.
- Who has the bigger number? They win a counter.
- Repeat until all cards are gone.
- Who won most rounds? Count the counters to check.

S-t-r-e-t-c-h:

Write two numbers which are more than 15.
Next, write two numbers which are less than 15.

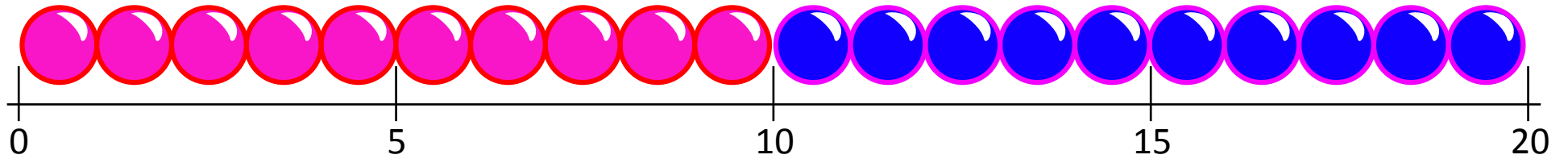
Learning outcomes:

- I can compare pairs of numbers from 11 to 20 using bead strings.
- I am beginning to say a number which is more or less than a number up to 20.

11	12	13	14	15
16	17	18	19	20

© Hamilton Trust

Beaded number line



Check your understanding Questions

Circle the greater number in each pair:

41 14

53 35

19 90

68 96

Write a number between...

20		30
----	--	----

40		50
----	--	----

45		55
----	--	----

76		82
----	--	----

Fold here to hide answers

Check your understanding Answers

Circle the greater number in each pair:

41 14

53 35

19 **90**

68 **96**

Write a number between...

20		30
----	--	----

Any 2-digit number beginning 2, e.g. 23.

40		50
----	--	----

Any 2-digit number beginning 4, e.g. 45.

45		55
----	--	----

Any 2-digit number from 46 to 54 inclusive.

76		82
----	--	----

Any 2-digit number from 77 to 81 inclusive.